

## ICC 2022 on Gather.town

We understand that a virtual platform reduces the opportunity to have those chance encounters and hallway chats that often take place at an in-person event. We are therefore doing something new by adding another platform, Gather.Town, as a means of facilitating face to face interaction.

Join us in Gather.Town each day for Posters and Exhibits on the beach. You will be able to bump into colleagues and friends, have chance encounters with other conference attendees, and strike up conversations with your fellow researchers, just like you would at an in-person event.

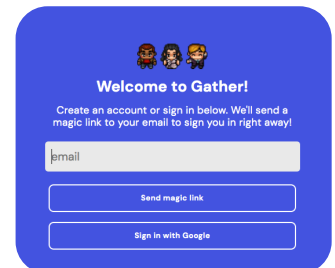
You will be able to select a character, search for specific attendees, or just wander around the 2D style space by walking in and out of conversations, just as you would in real life. As you move around the space with your keyboard arrows, the webcam video and microphone audio of the other people in the room increases or fades based on your distance to their character, mimicking walking the hallways at an in-person conference.

You will enter Gather.Town through the conference platform (EventPilot) where you will see a button to join Gather.Town on all poster presentation pages and participating benefactors.



Use the same email used to enter the main conference platform (EventPilot).

Select "Send magic link". (Do NOT Sign in with Google) You will be sent an email. Click on the link inside. It will take you to a new browser page and will tell you that you are successfully signed in. Close that browser window and go back to the original browser window that had the Welcome to Gather box in it and join the Gathering

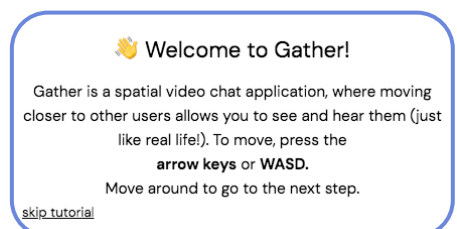


Unfortunately, every time you enter into the system you will have to take these steps. The space will be available on a 24-hour basis until Friday, 19 February. We suggest that you visit Gather.Town prior to the first poster session on Monday, 25 January so that you are comfortable using and navigating the space during actual sessions. You can also watch our [brief video demonstration](#) of the space.

During the conference, feel free to use the space anytime to organize small meetings with other conference attendees, run into friends, meet new friends, or just hang out on the beach dreaming of the ocean breeze. There are tables and chairs located throughout the main/exhibit space that can provide private conversations. Only those sitting at the chairs will be able to join.

You will only be able to enter Gather.Town via the conference platform. All poster presentation pages have a link plus there is a link from the Welcome Page. If your browser asks for your permission to use microphone and camera, please answer "Allow". This is how others will be able to see and speak to you. Then select "Join the Gathering".


We hope you enjoy this new feature of the conference and are able to visit with your colleague's and new/old friends.



Gather.Town is **ONLY** supported by Chrome and Firefox.

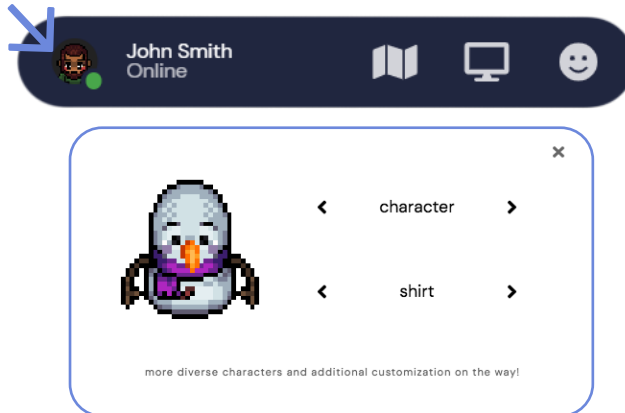
## Enable/disable your audio and video

After signing in, you will see yourself in the bottom right corner window. This is where you can enable/disable your audio/video. Please keep in mind if you turn these off others will not be able to communicate with you.



## Change Character

If you should decide to change your character, click the character icon in the bottom menu to select another one.



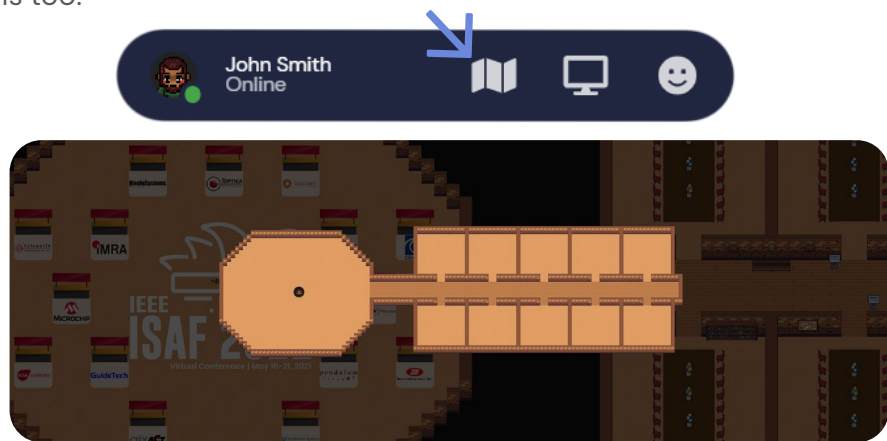
## Add a Nametag/ Nickname

You cannot change your name or affiliation, however, you can add a nametag/or nickname to your character. Click your name in the bottom menu and add to "Add text status".



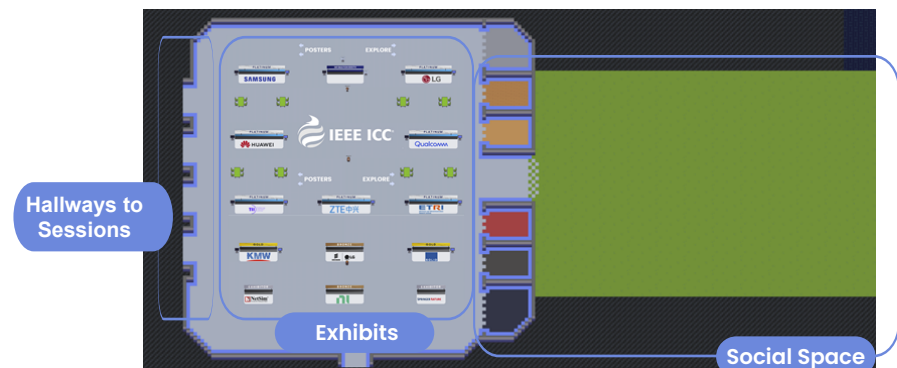
## Location

When you first enter Gather.Town you will be in the center of the Main Room where exhibits will be located. You can follow the paths to the different poster rooms and use the portal doors to enter. Gather.Town does not allow you to Zoom out and see the entire space at once. However, you can select the map icon in the bottom menu bar and an overview map will pop up and give you the general location of where you are. This works in the poster rooms too.



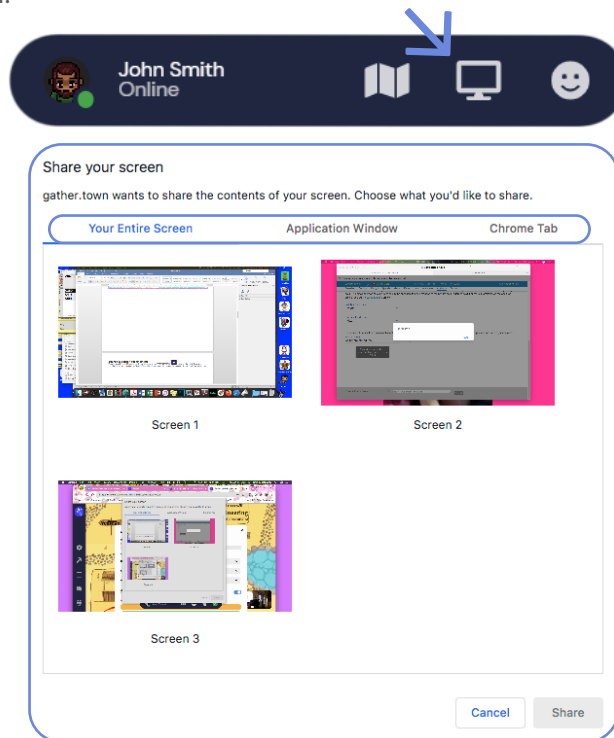
## Map Overview

Here is a map overview of the main room for in Gather.Town and where the 5 poster session rooms are located within the space.



## Screen Share

For poster presentations you may want to share your screen and show additional information. You will have the option to select/share your entire screen, an application window (i.e. PowerPoint), or a tab on Chrome. We recommend you practice this with a colleague before your actual presentation.




## Raise Your Hand

There is an option to raise your hand. When you do so, a hand will appear next to your name in the participant list. You will need to select the hand again to remove it from next to your name.



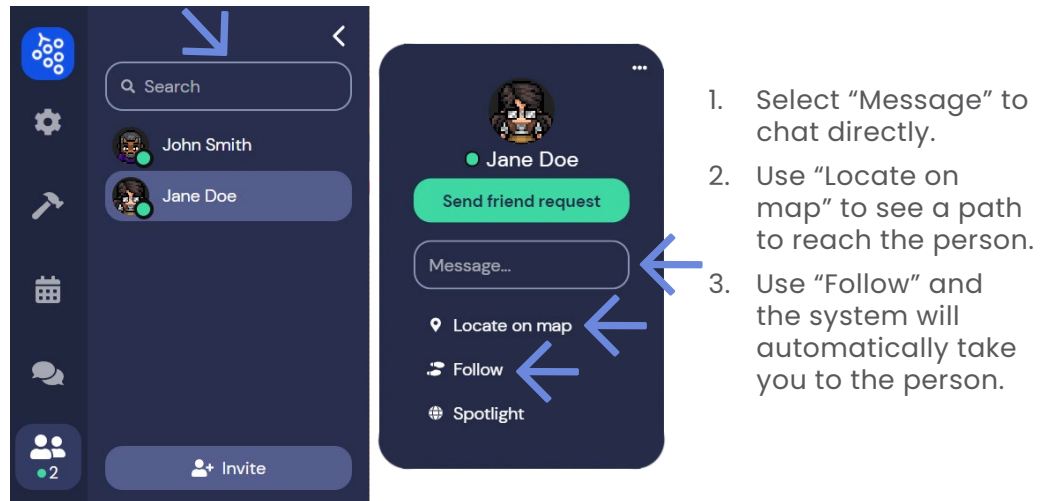
## Modes

These options will automatically determine your audio/video based on which you select.



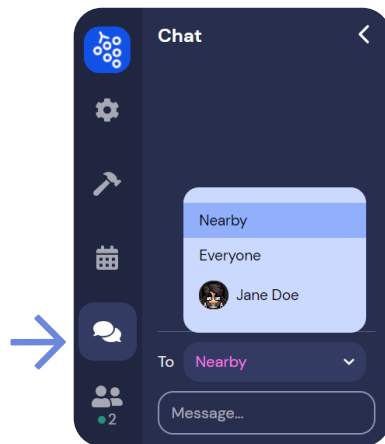
## Search for an Attendee

You can search for a specific person with his/her name in the “Participants” icon on the left. There are three ways to contact them.



## Messaging/Chat Feature

You can chat with a specific person, those near you, or to everyone. Please use this feature sparingly.



## Video Chat

As you get closer to other attendees your and their camera will become clear and you can video chat with that person.



## Private Space

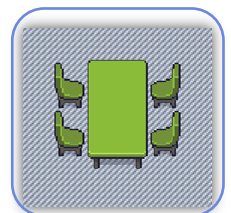
When you step in a private space, a note will be shown at the bottom "You have entered a private space". In that space you can only chat with the people who are in the same private space.

All Exhibits and Posters are private spaces



## Private spaces with Tables/Chairs

Each table and the chairs around the table make up a private space, and only people sitting on the chairs around the same table can talk to each other.



## Exhibitor Material

Walk up to the piece of paper and then press the "X" button on your keyboard to open it.

The material may be an image or a web page.

